

ARCHITECTURAL
STORYTELLING
drone // video // photo

RIGHT BEFORE ARRIVAL

REMOVE ALL unnecessary objects from surfaces (personal photos, bathroom toiletries, kitchenware, personal belongings.)

Turn ON ALL interior lights, including table-top lamps, lights in furniture cabinets and kitchen cabinets

Turn OFF all ceiling fans

Light candles (if desired)

Start Fireplaces

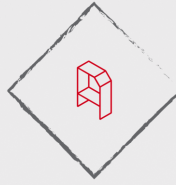
Open all blinds, shades, and curtains

Clear all vehicles and trash cans from the driveway and the street in front of the home

Sweep pine needles from driveways, walkways, and patios

Secure all animals in a safe location, away from all rooms being photographed during the entirety of the appointment

PHOTO CHECKLIST



ARCHITECTURAL
STORYTELLING
drone // video // photo

EXTERIOR FRONT AND BACK

Remove cars from driveway

Close all windows / not window coverings

Sweep walkways

Pick up leaves, sticks, branches

Put toys, bicycles away

Store seasonal decor

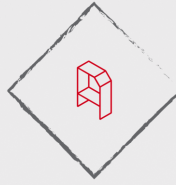
Stow garden tools, supplies

Remove all hoses

Straighten and arrange deck furniture

Stow away garbage and recycling receptacles

PHOTO CHECKLIST



ARCHITECTURAL
STORYTELLING
drone // video // photo

INTERIOR MAIN AREAS

Remove personal items / photos

Remove all visible clutter

Tilt Open shades/blinds 45° up

Replace burned out light bulbs

Tidy up / put away all children's toys

Turn on all lights unless natural light is better

Hide pet dishes / toys / beds

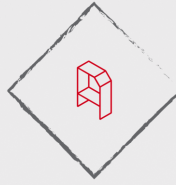
Vacuum carpets / Sweep Hard Floors / Remove Small Rugs

Turn off TV Screens

Remove newspapers, mail, waste baskets

Display Attractive Books

PHOTO CHECKLIST



ARCHITECTURAL
STORYTELLING
drone // video // photo

INTERIOR KITCHEN

Remove all items from refrigerator door

Store food in cabinets

De-clutter counters, stove

Stow small appliances

Hide soaps, cleaning items

Hide dish towels, sponges

Clear sink of dishes

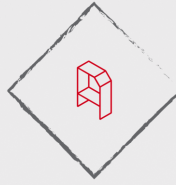
Put away draining rack

Organize items on open shelves

Place bowl of fruit on counter

Display Cook Books, Flowers

PHOTO CHECKLIST



ARCHITECTURAL
STORYTELLING
drone // video // photo

INTERIOR DINING

Straighten/push in dining chairs



Add centerpiece, candles



Set the table for dinner



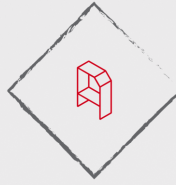
Add a vase of flowers



Add a bottle of wine / sparkling water, glasses



PHOTO CHECKLIST



INTERIOR BED / BATHROOMS

Make the beds using neutral bedding - think hotel bed



Arrange decorative pillows



Put away clothing, shoes, toys, workout items, pet beds



Clean under the bed



Clear surfaces of clutter



Remove small rugs



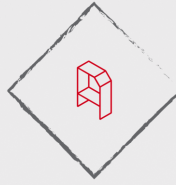
Hide shampoos, scrubs, caddies, and all toiletries



Hang fluffy white towels (think hotel) and refill toilet paper rolls



PHOTO CHECKLIST



ARCHITECTURAL
STORYTELLING
drone // video // photo

TWILIGHT PREP

Turn on everything that has a lightbulb 30 minutes before the scheduled time of the twilight photo shoot.

TURN-ON ALL Interior overhead lights, ceiling fan lights, under cabinet lighting, and lamps visible from windows, etc.

TURN-ON ALL Exterior Lights, landscape lighting, garage lights, porch / patio lighting, water feature lights, warm tone patio string lights, etc.

Start all fireplaces inside and out (wood is optional)

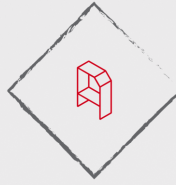
DO NOT TURN-ON colored lighting, or security lighting

ALL CEILING FANS MUST BE OFF

Pull open all window coverings so just the glass is visible

Turn on all water features and landscape lighting

PHOTO CHECKLIST



ARCHITECTURAL
STORYTELLING
drone // video // photo

FOLLOW-UP

QUESTIONS?

I hope the above is useful to you. Should you need any further information, please do not hesitate to contact me. I'm happy to help.

*email: hello@architecturalstorytelling.com
tel: 720.773.0123*

AFTER THE PHOTOSHOOT

We do our best to work hard for you and accomplish the best outcome possible. Your feedback is highly valuable to us.

**LEAVE A
REVIEW**



<https://sotellus.com/r/architectural-storytelling/video/contact/>

PHOTO CHECKLIST
